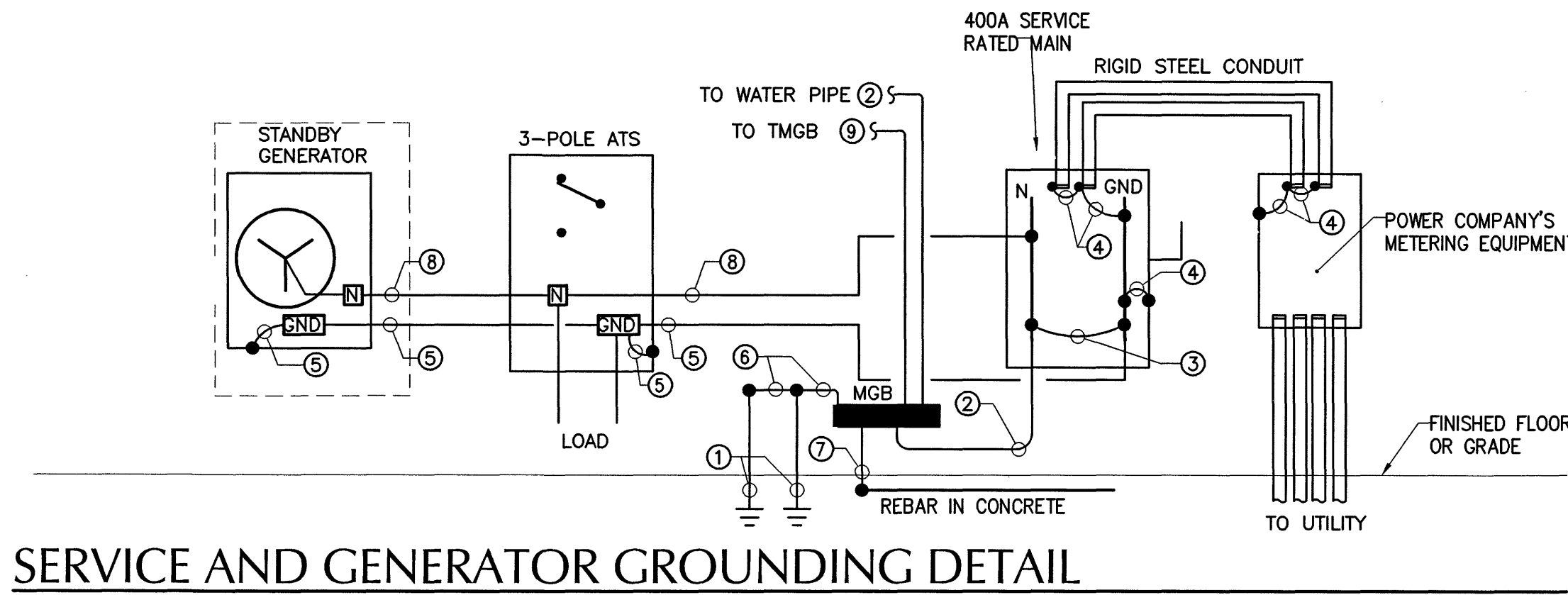


TMGB/TGB DETAIL

NOT TO SCALE



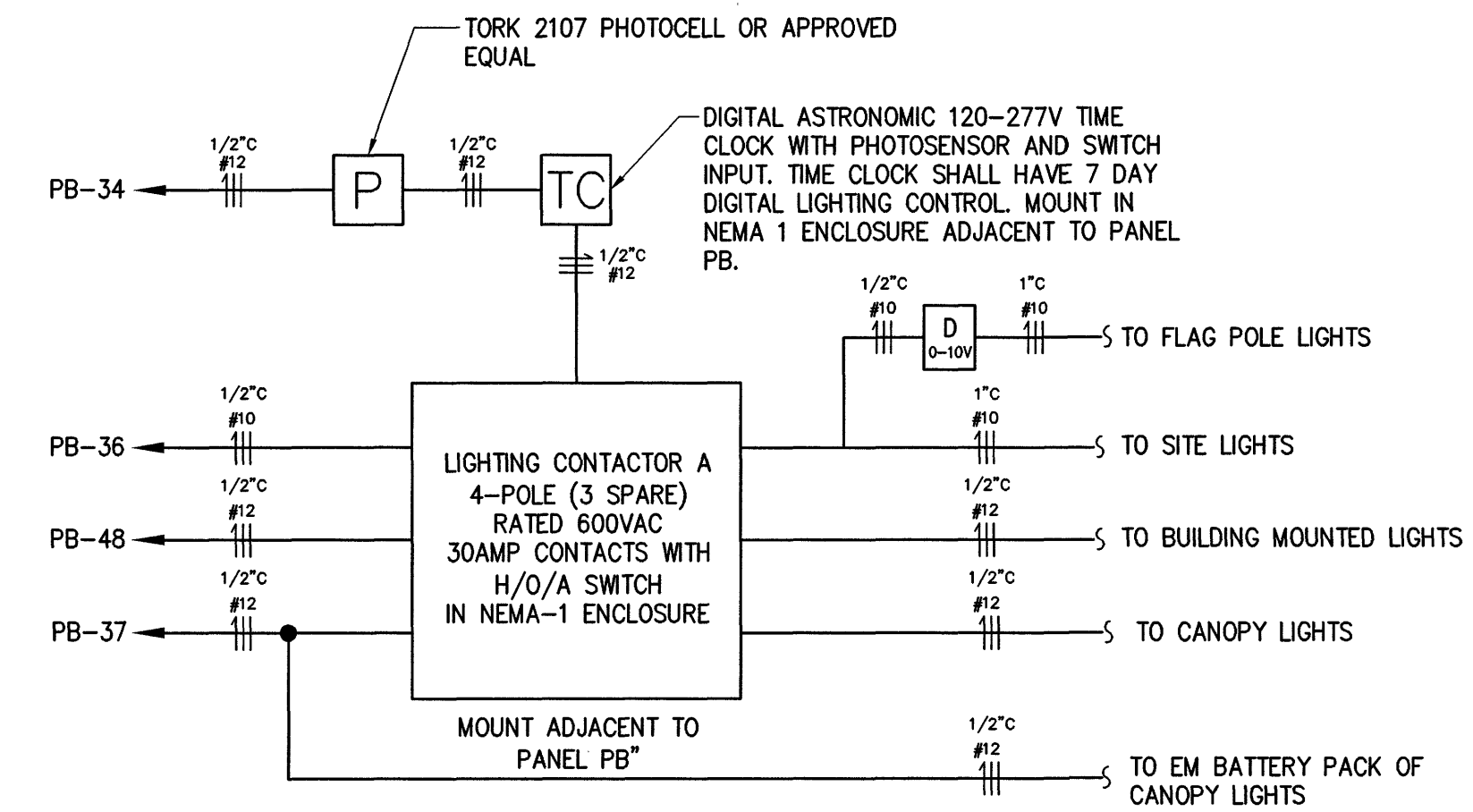
SERVICE AND GENERATOR GROUNDING DETAIL

NOT TO SCALE

NOTE: SEE ELECTRICAL RISER DIAGRAM ON THIS SHEET FOR WIRE AND CONDUIT SIZES FOR ITEMS NOT INDICATED.

GROUNDING DETAIL NOTES

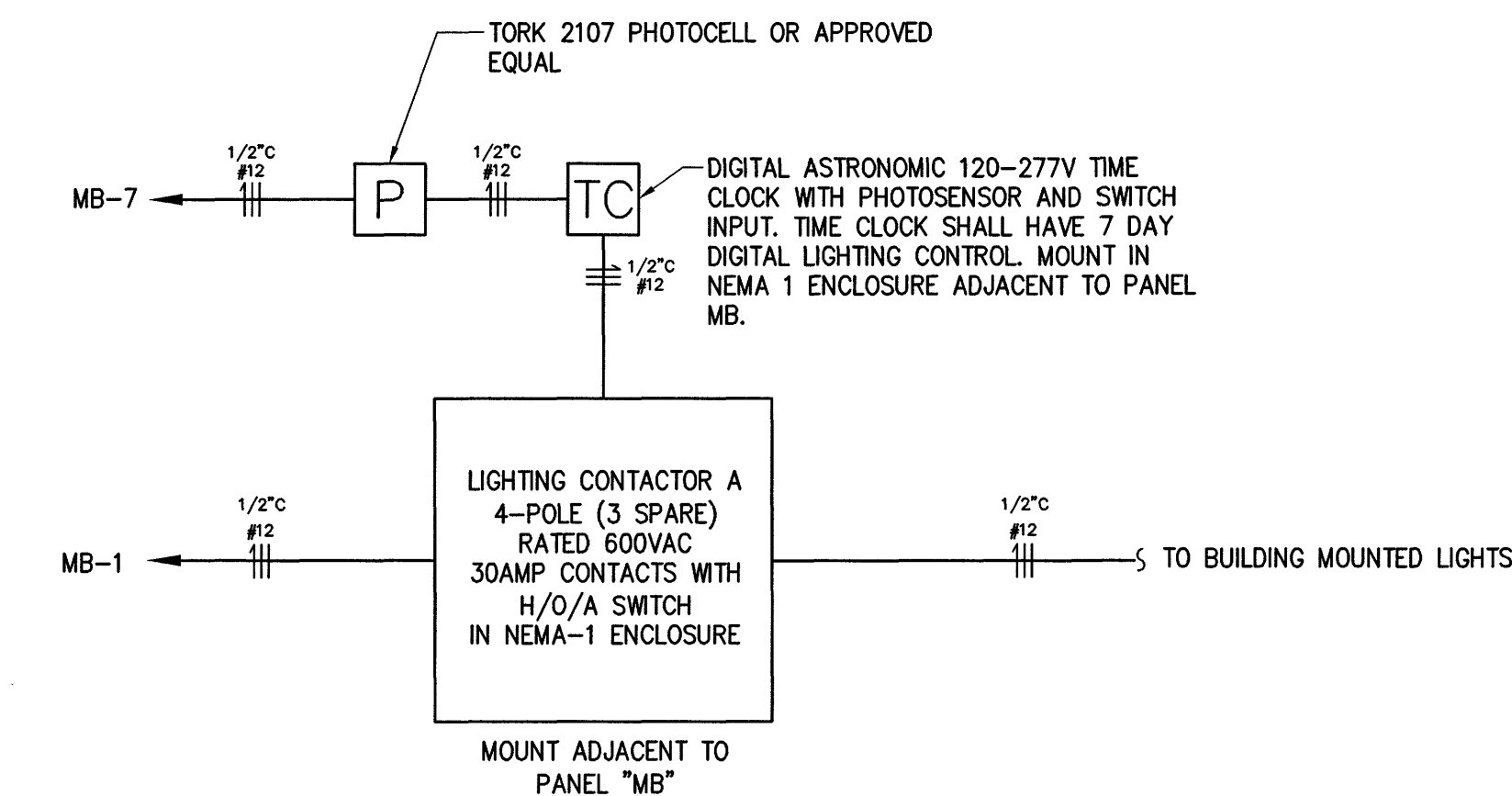
- ① 3/4" X 10' CU CLAD GROUND ROD 10' APART.
- ② #2/0 GEC.
- ③ MAIN BONDING JUMPER - #2/0 (NEC 250.28.d).
- ④ SUPPLY SIDE BONDING JUMPER - #2/0 (2011 NEC 250.102(C)(1)).
- ⑤ #1 EQUIPMENT GROUND.
- ⑥ #6 GEC NEC 250.66 (A).
- ⑦ #4 GEC NEC 250.66 (B).
- ⑧ NEUTRAL CONDUCTOR.
- ⑨ #2 TELECOMMUNICATIONS GROUNDING CONDUCTOR.



LIGHTING CONTACTOR 1 DETAIL

LC1

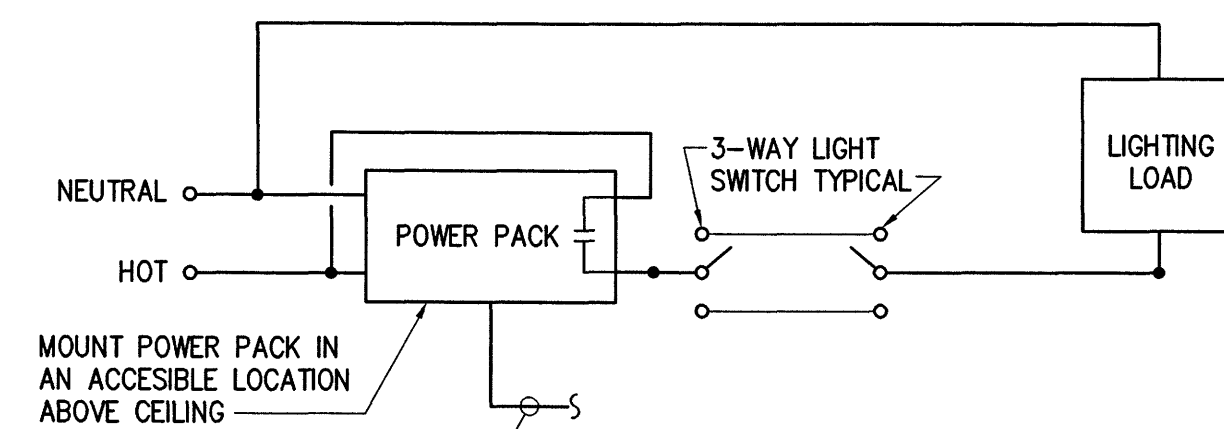
NOT TO SCALE



LIGHTING CONTACTOR 2 DETAIL

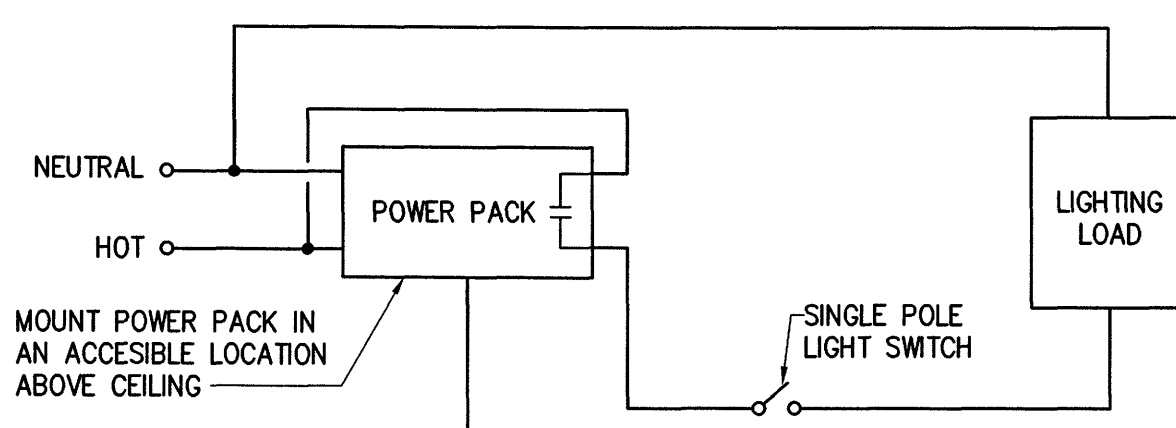
LC2

NOT TO SCALE



POWER PACK WIRING DETAIL - 3-WAY SWITCH

SCALE: NOT TO SCALE



POWER PACK WIRING DETAIL - SINGLE SWITCH

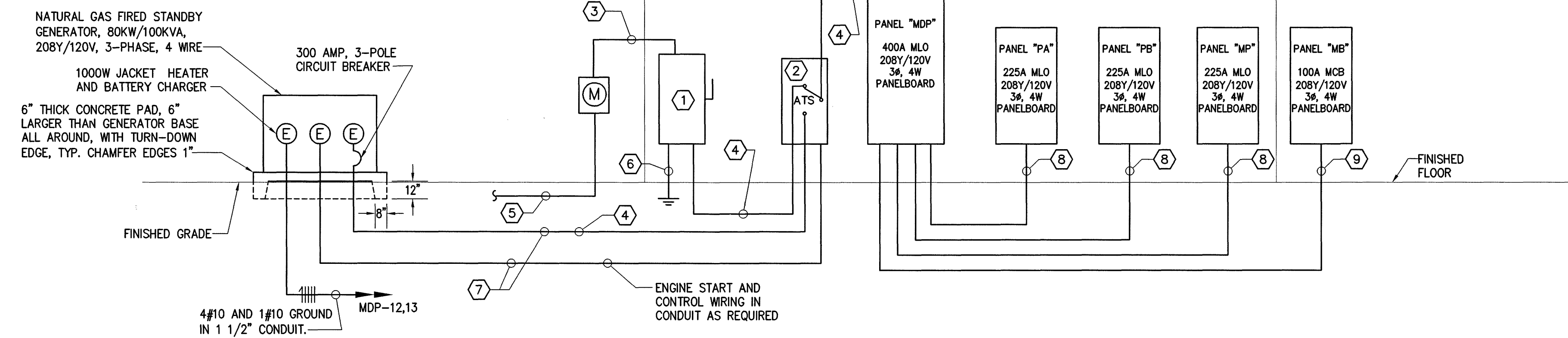
SCALE: NOT TO SCALE

NOTE: CONTRACTOR SHALL PROVIDE ALL DEVICES AND WIRE AS REQUIRED FOR A COMPLETE AND OPERABLE SYSTEM

NOTE: CONTRACTOR SHALL PROVIDE ALL DEVICES AND WIRE AS REQUIRED FOR A COMPLETE AND OPERABLE SYSTEM

ELECTRICAL RISER DETAIL NOTES

- ① HEAVY DUTY 240V, 3-POLE, 400 AMP FUSIBLE MAIN DISCONNECT SWITCH. PROVIDE SWITCH WITH SOLID NEUTRAL AND 400 AMP, CLASS RK1 FAST-ACTING FUSES.
- ② 400A, 3-POLE, AUTOMATIC TRANSFER SWITCH
- ③ 4-600 KCMIL IN 4" C
- ④ 4-600 KCMIL, 1#3 GND IN 4" C
- ⑤ 2-4" EMPTY CONDUITS EACH WITH PULL WIRE OR TAPE FOR POWER COMPANY'S SERVICE LATERAL. COORDINATE WITH POWER COMPANY. SEE SHEET ES-101.
- ⑥ # 2/0 GEC IN 3/4" CONDUIT. BOND TO ELECTRICAL SYSTEM GROUND BAR.
- ⑦ SEAL THE CONDUIT WHERE IT ENTERS THE BUILDING FROM UNDERGROUND.
- ⑧ 4#4/0, #6G IN 2 1/2" C
- ⑨ 4#2, #8G IN 1 1/2" C



ELECTRICAL RISER DIAGRAM


NOT TO SCALE



ENGINEERS
ARCHITECTS
PLANNERS

449 McLAWS CIRCLE
WILLIAMSBURG, VA 23185
(757) 253-0873 VOICE
(757) 253-2319 FAX

www.djginc.com



COUNTY OF ALBEMARLE

PANTOPS
PUBLIC SAFETY
FACILITY

IFB # 2017-11223-20

CHARLOTTESVILLE,
VIRGINIA

REVISIONS

NO.	DATE	DESCRIPTION

COMMISSION NUMBER

2160310

SCALE: AS NOTED

DESIGNED: DEL

DRAWN: DEL

CHECKED: JAM

DATE: 10.28.2016

THIS DOCUMENT CONTAINS INFORMATION PROPRIETARY TO DJG, INC. AND IS FURNISHED IN CONFIDENCE AS AN INSTRUMENT OF SERVICE FOR THE LIMITED PURPOSE OF EVALUATING, BIDDING AND REVIEW OR CONSTRUCTION OF A SPECIFIC PROJECT. REPRODUCTION OF THIS DOCUMENT, IN WHOLE OR IN PART, OR THE MODIFICATION OF ANY DETAIL OR DESIGN WITHOUT THE EXPRESSED WRITTEN CONSENT OF DJG, INC. IS PROHIBITED. ALL RIGHTS RESERVED. COPYRIGHT DJG, INC. (C) 2016.

SHEET TITLE

ELECTRICAL
DETAILS AND
RISER

SHEET NUMBER

E-501

61 OF 68